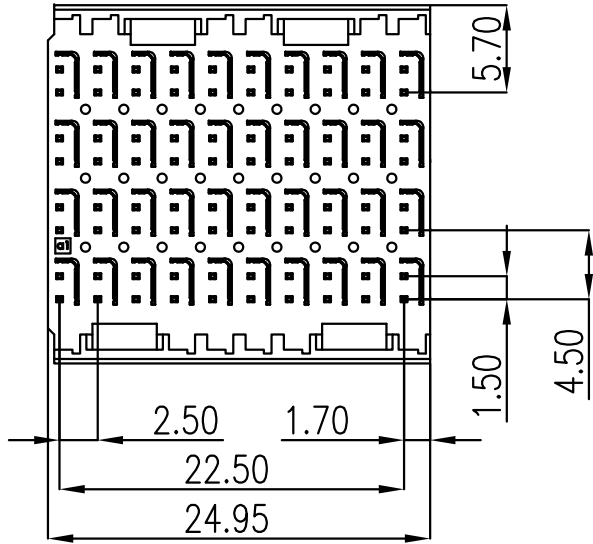
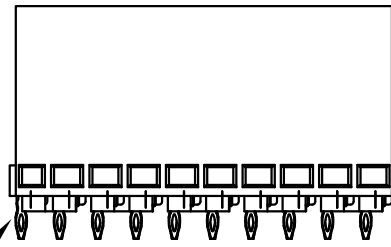


1      2      3      4      5      6      7      8

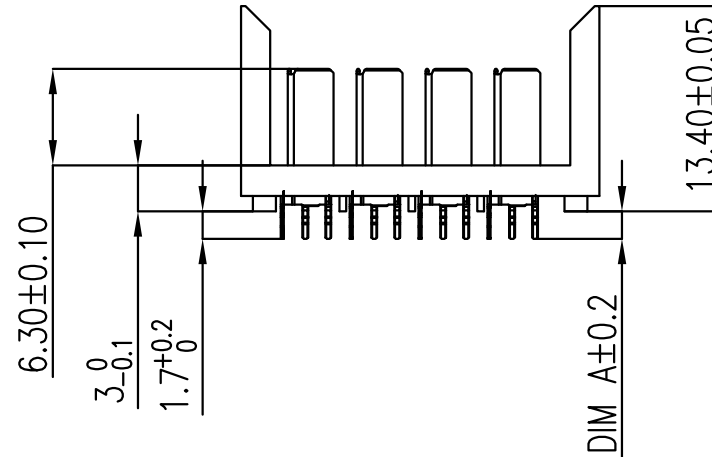
REV.	ECR	DESCRIPTION	DATE	REVISOR	CHECKED	APPROVED
A	TJECR18011	NEW RELEASE	2018/06/21	Jim.Wang	Jason.Bian	Dickson.Guan
B	NTECR20002	NEW RELEASE	2020/05/06	Xiang.Chen	Seven.Yuan	Jason.Bian
C	ECR20014	CHANGE OF COMPANY NAME	2020/09/24	Lucien.Lu	Seven.Yuan	Jimmy.Ni




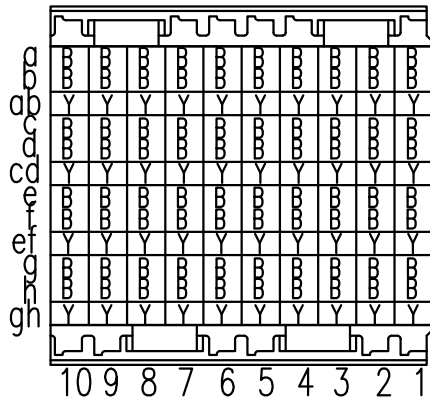
	B端子	D端子
DIM A	1.7	3.7



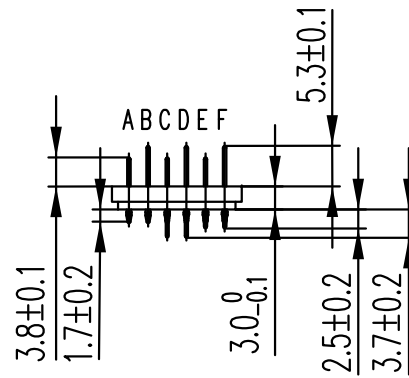
compliant zone for through hole  
 $\phi 0.6 \pm 0.05$



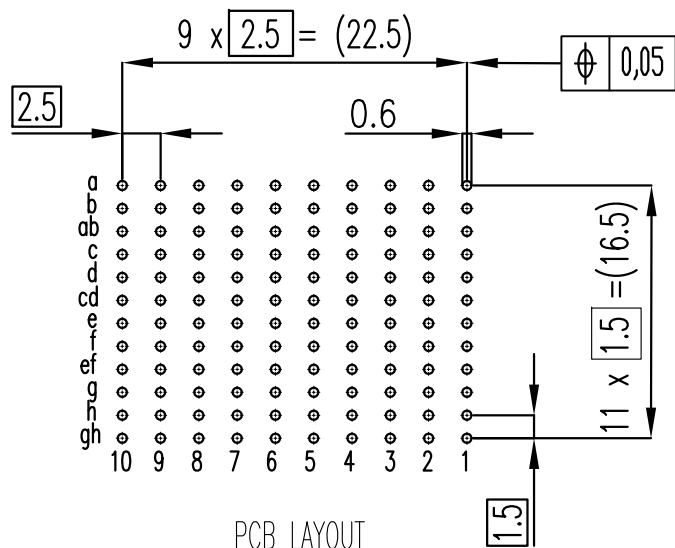
DRAWN Jim.Wang	DATE 2018/06/21	GENERAL X. $\pm 0.38$ .X $\pm 0.25$ .XX $\pm 0.20$ .XXX $\pm 0.05$	ANGLES X' $\pm 3.0^\circ$ .X' $\pm 2.0^\circ$ .XX' $\pm 1.0^\circ$	 <b>YXT</b> 益鑫通精密电子有限公司 YXT Precision Electronics Co.,Ltd.
DESIGN Jim.Wang	DATE 2018/06/21	GENERAL TOLERANCES UNLESS OTHERWISE SPECIFIED		
CHECKED Dickson.Guan	DATE 2018/06/21	UNIT: mm		SIZE A4
APPROVED Dickson.Guan	DATE 2018/06/21	SCALE 2:1		P/N YXT-ZDC-MV080X-01
CUSTOMER DRAWING	SHEET 1 OF 2	REV. C		DWG NO. C-ZDC-4P-00



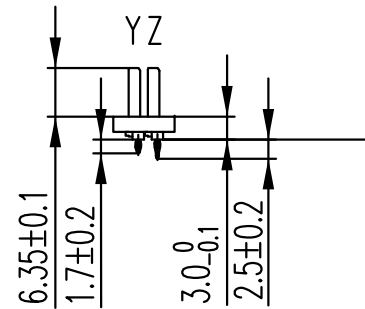
CONTACT LAYOUT



Contact selection options, male contacts



PCB LAYOUT



Contact selection options, shielding contacts

YXT-ZDC-M V 080 X-0 1  
 1 2 3 4 5 6 7

1.PRODUCT  
 ZD CONNECTOR

2.TYPE  
 M:MALE


3.PRODUCT  
 V:VERTICAL

4.POSITIONS  
 080:80 POSITIONS

5.TERMINAL  
 B:B TERMINAL  
 D:D TERMINAL

6.POST  
 0:WITHOUT POST

7.SHIELD  
 1:WITH SHIELD Y

DRAWN Jim.Wang	DATE 2018/06/21	GENERAL X. ±0.38 .X ±0.25 .XX ±0.20 .XXX ±0.05	ANGLES X' ±3.0° .X' ±2.0° .XX' ±1.0°	 益鑫通精密电子有限公司 YXT Precision Electronics Co.,Ltd.		
DESIGN Jim.Wang	DATE 2018/06/21	GENERAL TOLERANCES UNLESS OTHERWISE SPECIFIED			TITLE ZD CONNECTOR 4-10	
CHECKED Jason.Bian	DATE 2018/06/21	APPROVED Dickson.Guan	DATE 2018/06/21	UNIT: mm	SIZE A4	P/N YXT-ZDC-MV080X-01
CUSTOMER DRAWING	SHEET 2 OF 2	SCALE 2:1	REV. C	DWG NO.	C-ZDC-4P-00	