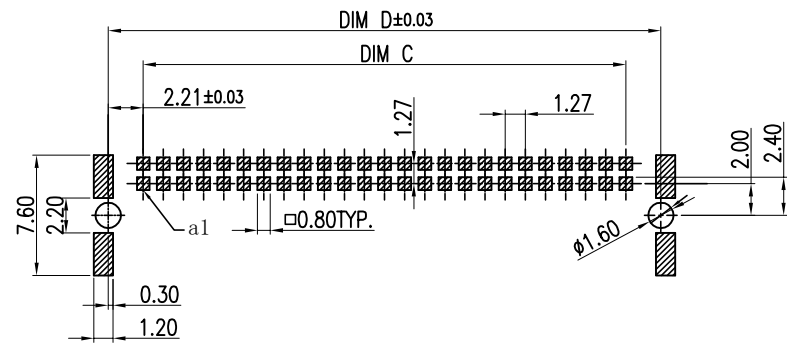
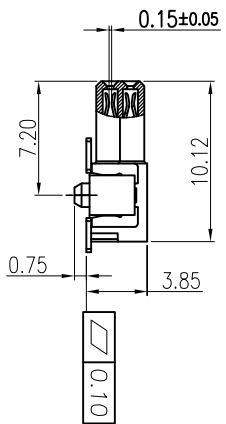
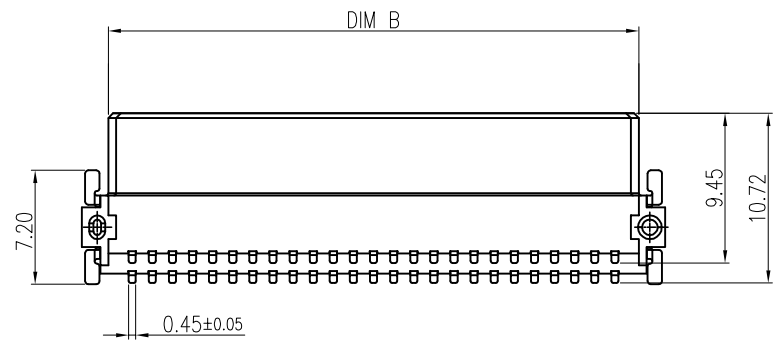
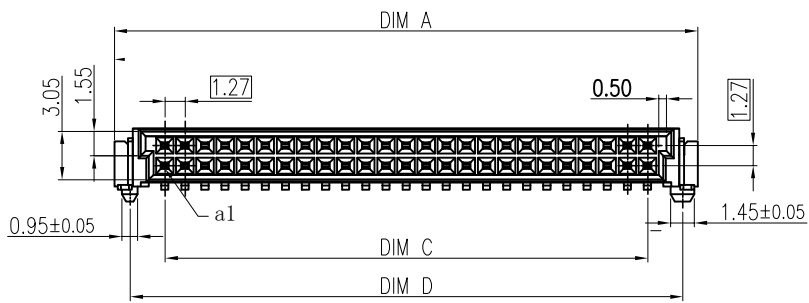
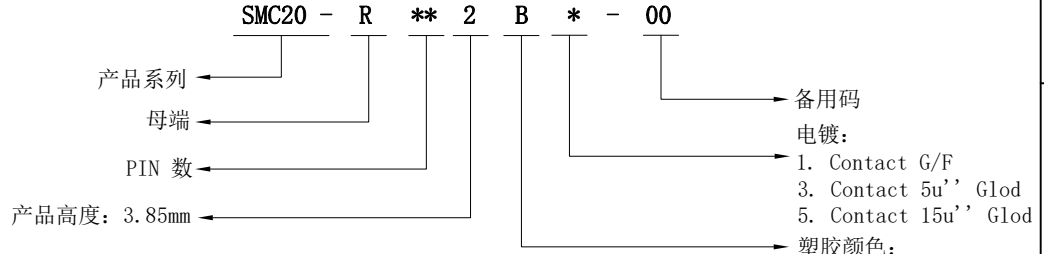


RoHS



RECOMMENDED PCB LAYOUT(TOLERANCE:±0.05)

| REV. | ECR | DESCRIPTION | REVISOR | CHECKED | APPROVED |
|------|----------------|-------------|-----------|------------|----------|
| A | EN-0101-220037 | NEW RELEASE | LEE XD | DAVID WANG | LV |
| B | EN-0101-220197 | NEW RELEASE | Zy. Jiang | DAVID WANG | LV |



备注 (NOTES)

1. 材料 (MATERIAL)

- 1.1 塑胶 (INSULATOR): 耐高温塑胶, 阻燃等级UL94V-0, 颜色: 黑色
HIGHT TEMPERATURE PLASTIC, UL94V-0, BLACK COLOR.
- 1.2 端子 (CONTACT): 铜合金 COPPER ALLOY,
电镀: 接触区域镀金, 焊接区域镀雾锡; 整体镍底
COPPER ALLOY, GOLD PLATED ON CONTACT AREA;
MATTE-TIN PLATED ON SOLDER AREA;
NICKEL UNDERPLATED OVERALL.
- 1.3 接地片 (HD): 铜合金 COPPER ALLOY
MATTE-TIN PLATED ON SOLDER AREA; NICKEL UNDERPLATED OVERALL.

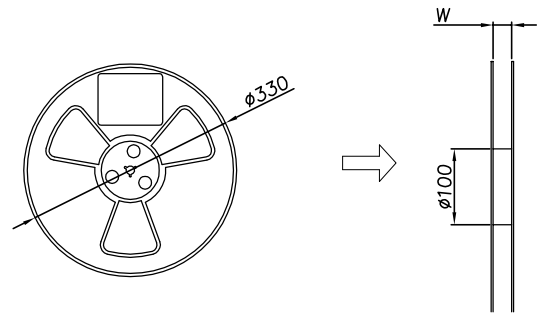
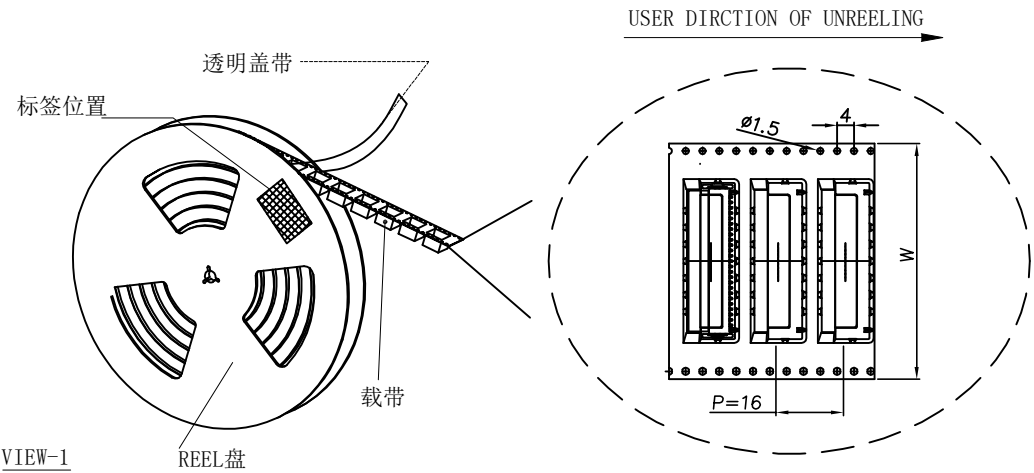
2. 技术说明 (SPECIFICATIONS):

- 2.1 额定电流 (CURRENT RATING): 1.7A MAX. AC / DC
- 2.2 耐电压 (WITHSTANDING VOLTAGE): 500V AC FOR A MINUTE.
- 2.3 绝缘电阻 (INSULATION RESISTANCE): 1000mΩ OHMS MIN. DC 500V.
- 2.4 接触阻抗 (CONTACT RESISTANCE): 25mΩ MAX.
- 2.5 工作温度 (OPERATING TEMPERATURE): -40° C ~ +125° C.

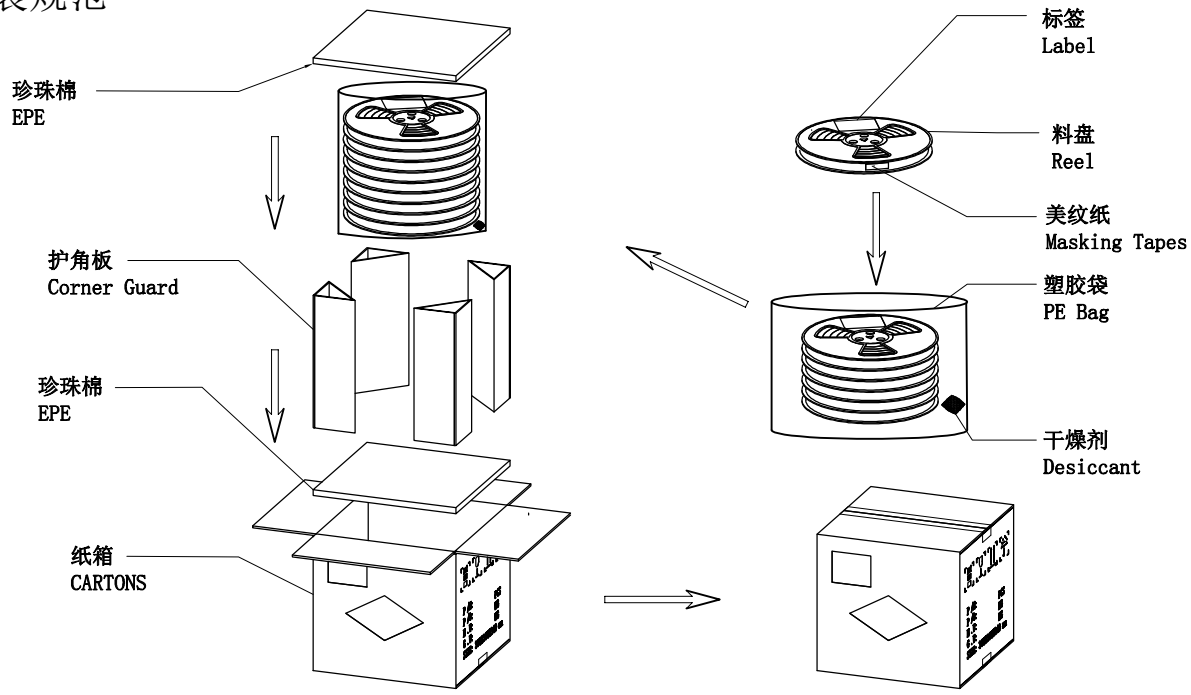
| PART NO. | PIN NO. | DIM. A | DIM. B | DIM. C | DIM. D |
|-----------------|---------|--------|--------|--------|--------|
| SMC20-R122B*-00 | 12 | 12.70 | 9.37 | 6.35 | 10.77 |
| SMC20-R162B*-00 | 16 | 15.24 | 11.91 | 8.89 | 13.31 |
| SMC20-R202B*-00 | 20 | 17.78 | 14.45 | 11.43 | 15.85 |
| SMC20-R262B*-00 | 26 | 21.59 | 18.26 | 15.24 | 19.66 |
| SMC20-R322B*-00 | 32 | 25.40 | 22.07 | 19.05 | 23.47 |
| SMC20-R402B*-00 | 40 | 30.48 | 27.15 | 24.13 | 28.55 |
| SMC20-R502B*-00 | 50 | 36.83 | 33.50 | 30.48 | 34.90 |
| SMC20-R682B*-00 | 68 | 48.26 | 44.93 | 41.91 | 46.33 |
| SMC20-R802B*-00 | 80 | 55.88 | 52.55 | 49.53 | 53.95 |

| | | | |
|--------------------------------|--|---|--|
| DRAWN Zy. Jiang 2022.07.27 | GENERAL X. ±0.38 .X ±0.25 .XX ±0.13 .XXX ±0.05 | ANGLES X° ±3.0° .X° ±2.0° .XX° ±1.0° | 益鑫通精密电子有限公司 YIT Precision Electronics Co., Ltd. |
| DESIGN Zy. Jiang 2022.07.27 | GENERAL TOLERANCES UNLESS OTHERWISE SPECIFIDE | | |
| CHECKED Wang 2022.07.27 | UNIT: mm | | TITLE : PITCH 1.27mm SMC20水平母端 |
| APPROVED Lv 2022.07.27 | SCALE N/A | | SIZE A4 P/N : SMC20-R**2B*-00 |
| CUSTOMER DRAWING | SHEET 1 OF 2 | | REV. B DWG NO. : C-SMC20-11-00 |

RoHS



包装规范



备注:

1. 产品包装方向须一致;
2. 载带前后空格--15pcs;
3. 装满成品之纸箱, 最大堆积箱数: 5箱;
4. 包装数量700PCS/盘
5. 包装上封带为透明封带, 采用热封方式。
6. 订单数少于Q' TY/2 时, 散盘包装 (不用REEL盘)

| 产品PIN数 | 载带宽度 (W) | 包装数/大箱 (370*370*340) | 包装数/中箱 (340*340*180) | 包装数/小箱 (340*340*100) |
|--------|----------|----------------------|----------------------|----------------------|
| 12 P | 24mm | 9 | 5 | 3 |
| 16 P | 32mm | 7 | 4 | 2 |
| 20 P | 32mm | 7 | 4 | 2 |
| 26 P | 44mm | 6 | 3 | 2 |
| 32 P | 44mm | 6 | 3 | 2 |
| 40 P | 44mm | 6 | 3 | 2 |
| 50 P | 56mm | 5 | 2 | 1 |
| 68 P | 72mm | 4 | 2 | 1 |
| 80 P | 72mm | 4 | 2 | 1 |

| | | |
|---|--|---|
| GENERAL X. ** . X ** . XX ** . XXX ** | ANGLES X° . ** . X° ** . XX° ** | 益鑫通精密电子有限公司 YIT Precision Electronics Co., Ltd. |
| GENERAL TOLERANCES UNLESS OTHERWISE SPECIFIED | | |
| UNIT: mm | | PITCH 1.27mm SMC20水平母端 |
| SHEET 2 OF 2 | SCALE N/A | SIZE A4 P/N : SMC20-R**2B*-00 REV. B DWG NO. : C-SMC20-11-00 |